



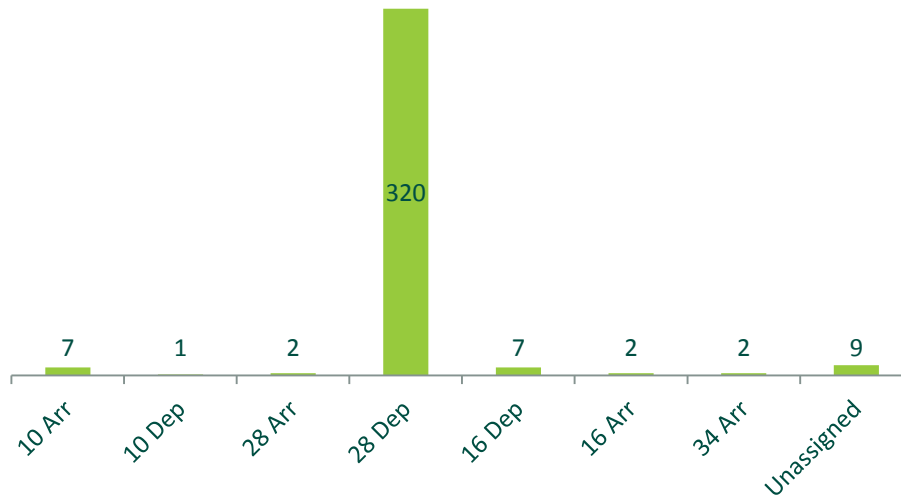
# Noise & Flight Track Monitoring Report

Energy, Environment & Utilities Department

December 2018

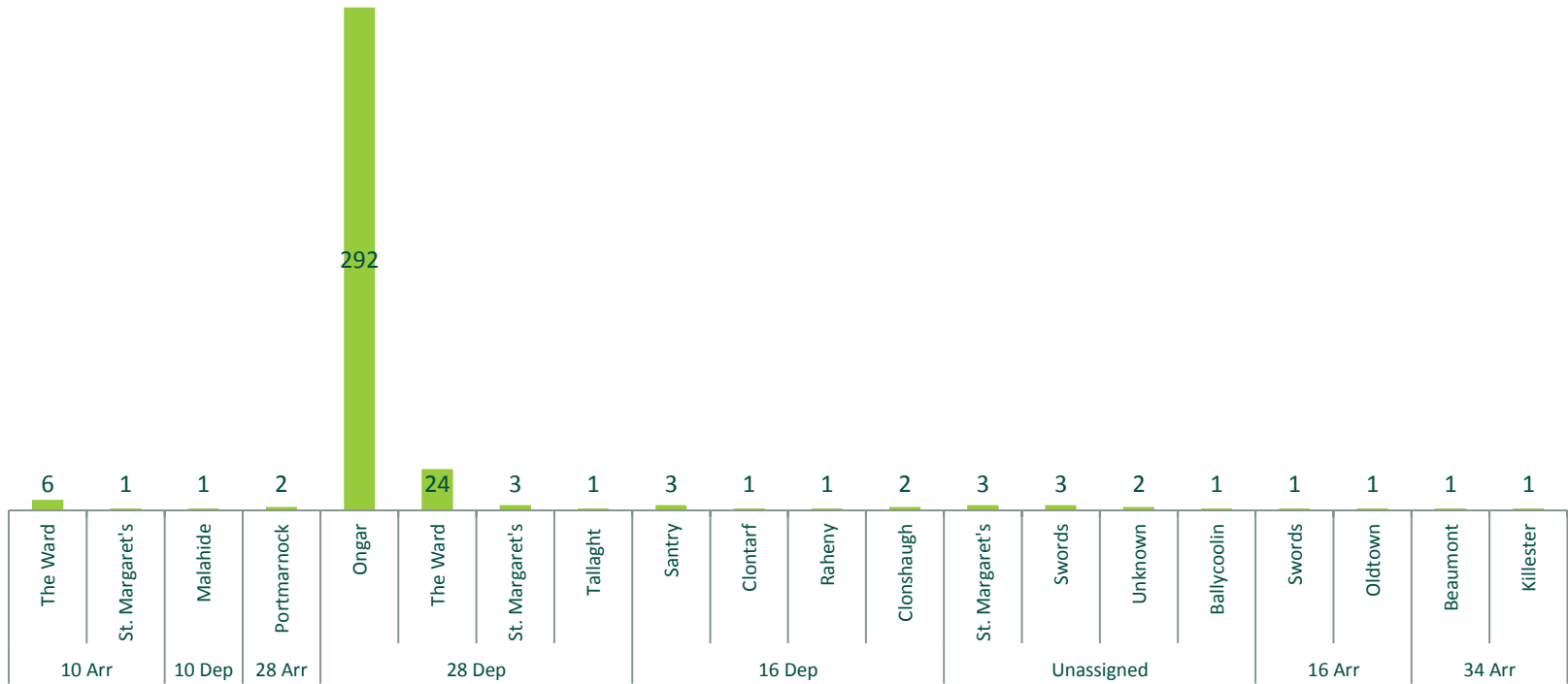


# Noise Complaint Analysis December 2018

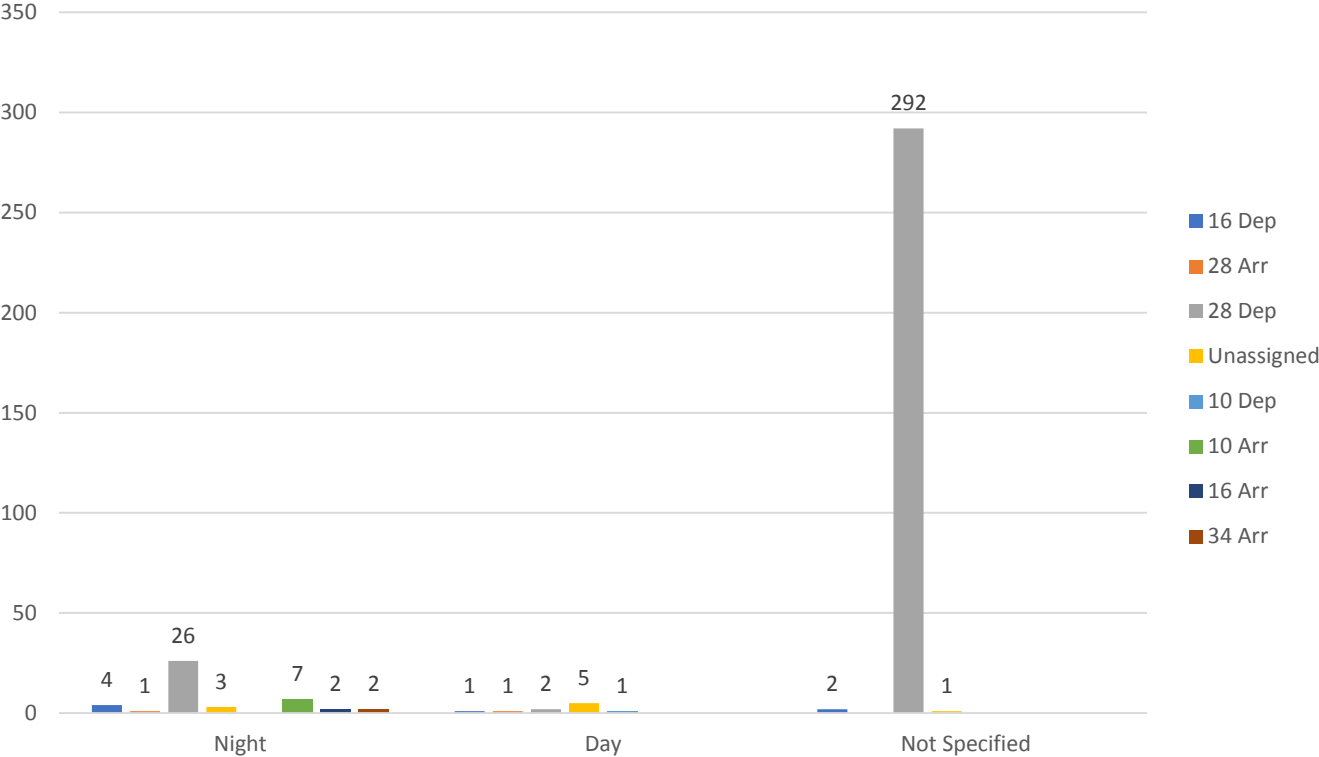


Area	Noise Complaints
Ballycoolin	1
Beaumont	1
Clonshaugh	2
Clontarf	1
Killester	1
Malahide	1
Oldtown	1
Ongar	292
Portmarnock	2
Raheny	1
Santry	3
St. Margaret's	7
Swords	4
Tallaght	1
The Ward	30
Unknown	2
<b>Total</b>	<b>350</b>

# Noise Complaint by Area & Runway December 2018



# Day / Night Noise Complaints By Runway December

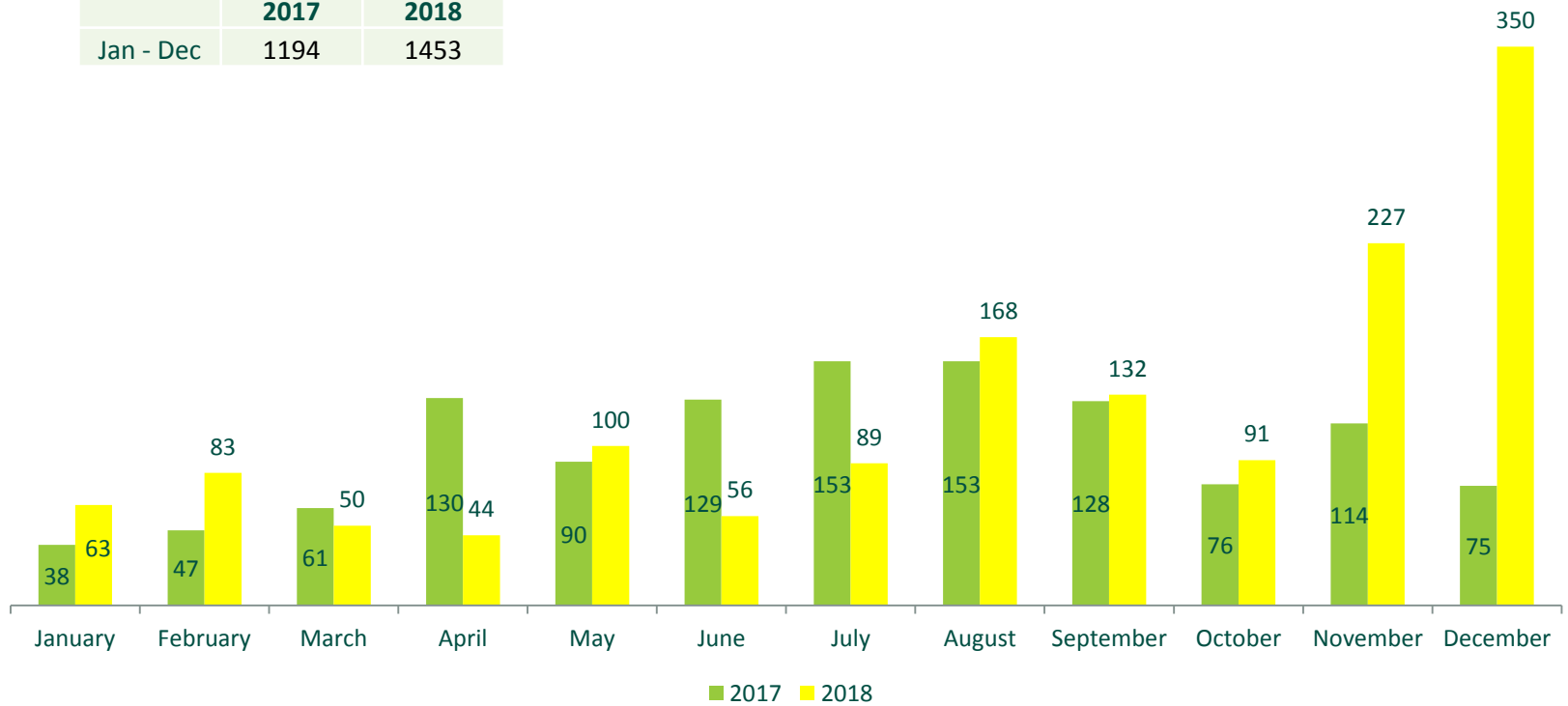


## Noise Complaint Analysis by Runway Year to Date

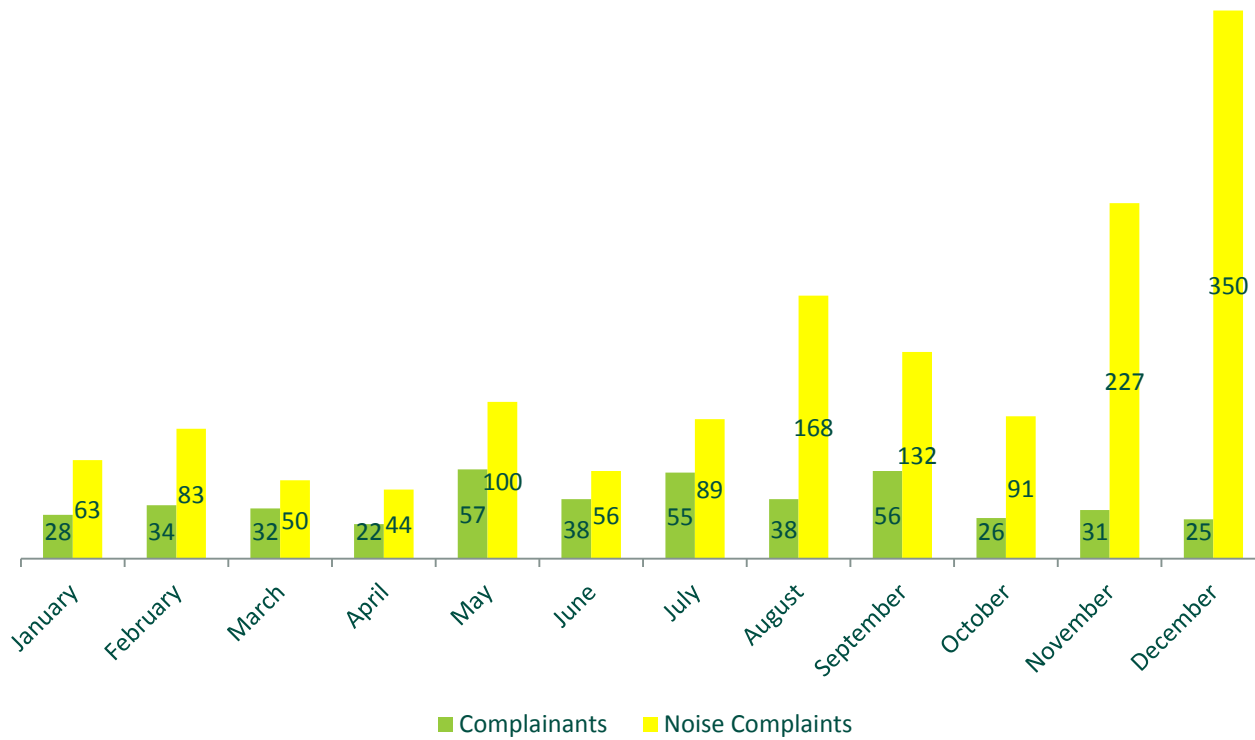
Month	10 Arr	10 Dep	28 Arr	28 Dep	16 Arr	16 Dep	34 Arr	34 Dep	Unassigned	YTD
January	1	3	5	15	7	7	12	4	9	63
February	0	6	3	15	11	14	20	3	11	83
March	4	6	2	7	8	6	7	4	6	50
April	5	15	6	8	2	5	0	0	3	44
May	4	11	19	6	9	2	38	2	9	100
June	3	7	5	7	7	2	11	0	14	56
July	6	6	11	24	4	3	16	2	17	89
August	1	4	7	106	14	20	9	3	4	168
September	2	3	18	78	3	1	19	0	8	132
October	2	4	11	63	1	2	0	3	5	91
November	6	28	1	173	0	13	0	0	6	227
December	7	1	2	320	2	7	2	0	9	350
<b>YTD</b>	<b>41</b>	<b>94</b>	<b>90</b>	<b>822</b>	<b>68</b>	<b>82</b>	<b>134</b>	<b>21</b>	<b>101</b>	<b>1453</b>

# Noise Complaint Analysis 2017 v 2018

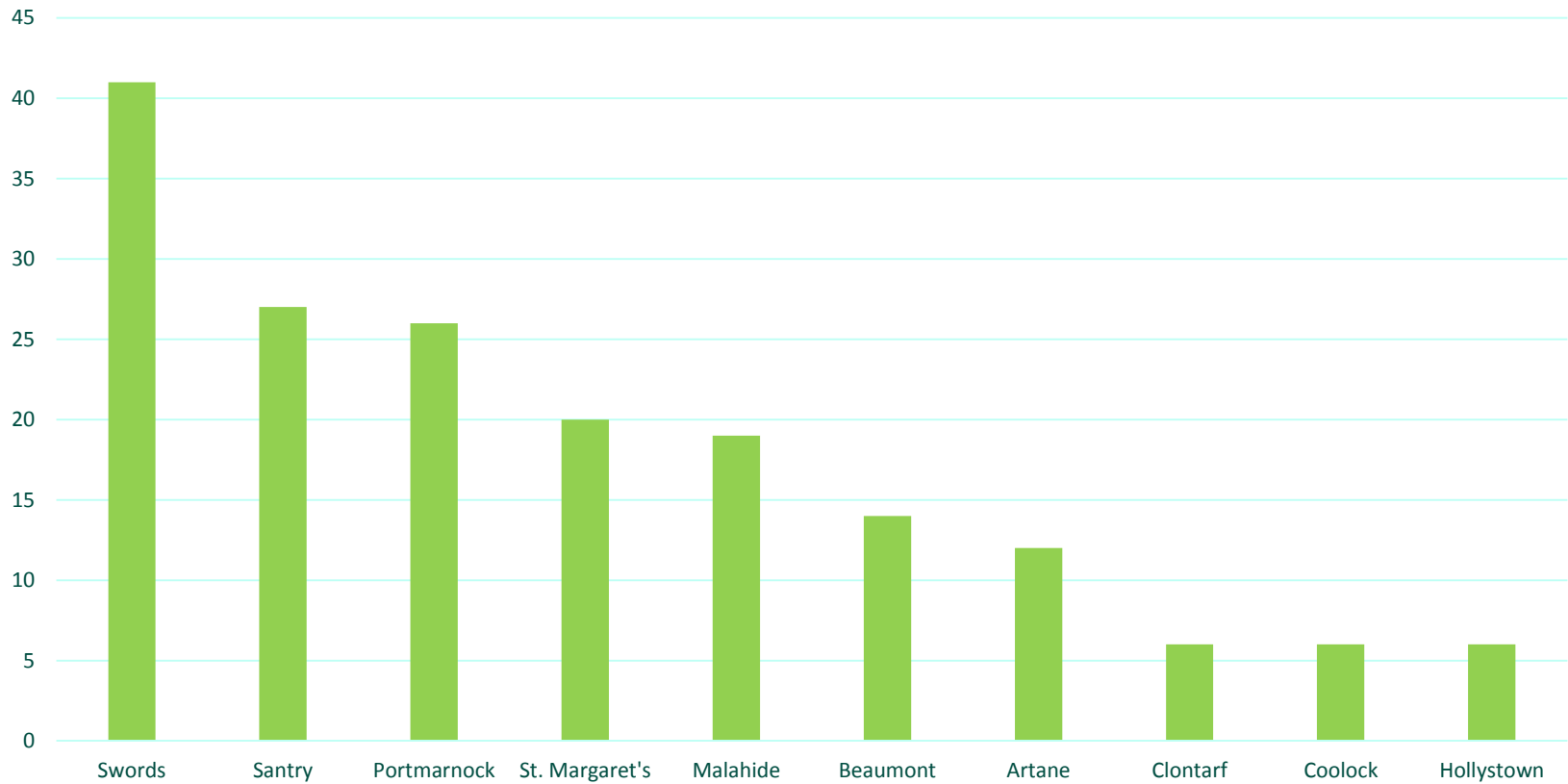
	2017	2018
Jan - Dec	1194	1453



# Noise Complaint Analysis Year to Date



## Complainant Analysis By Area 2018 (Top 10)

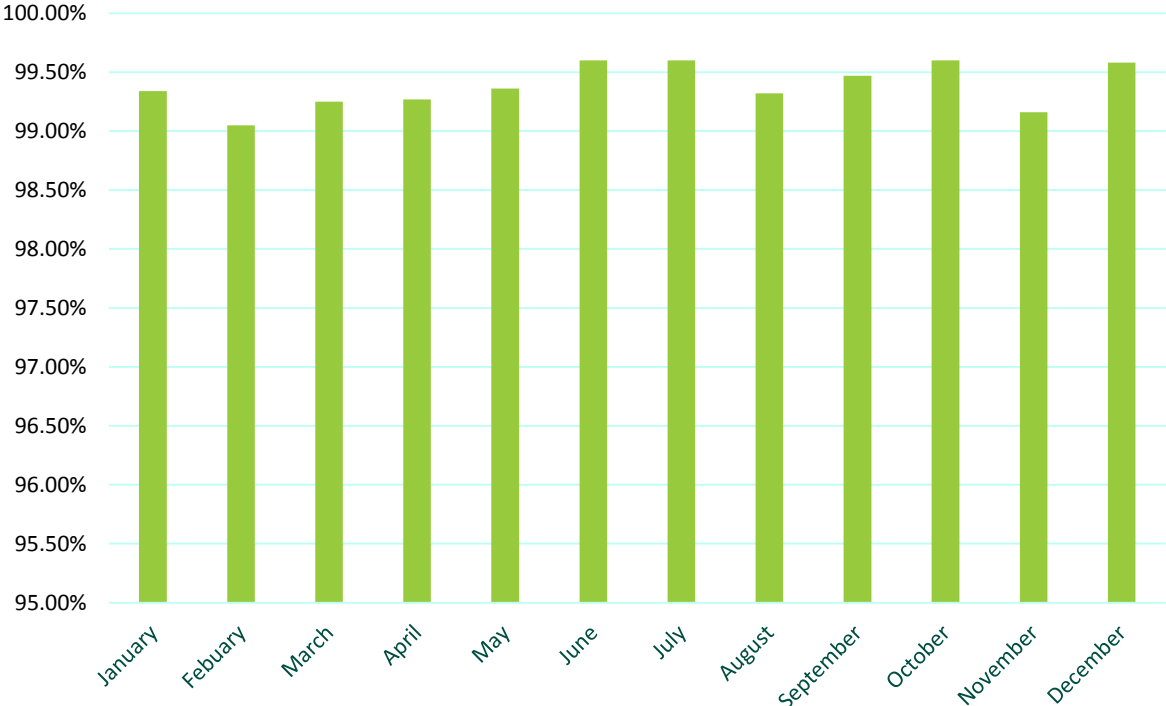




# 5 Year Complainant Trend Analysis



# Category C/D Aircraft On Track Performance Year to Date



Category C/D Aircraft include all jet aircraft excluding BAE146 type aircraft.

## Summary December 2018

- In December there were 350 noise complaints received from 25 individual complainants.
- The top areas for complainants for the month were Swords and St. Margaret's with 4 people complaining in each area.
- Runway 10/28, generated 331 complaints while Runway 16/34 generated 12. One person from Ongar lodged 292 complaints relating to Runway 10/28 operations while another complainant from The Ward lodged 30 complaints. If these complaints are subtracted, the total for Runway 10/28 is 28.

## Summary 2018

- In 2018 there were 1453 complaints received from 293 people as opposed to the 1194 complaints from 423 people in 2017.
- The top 3 areas for complainants for 2018 were Swords with 41 individuals complaining followed by Santry with 27 and Portmarnock with 26.
- Runway 10/28, generated 1089 complaints while Runway 16/34 generated 319. One person from Ongar lodged 628 complaints relating to Runway 10/28 operations. If these complaints are subtracted, the total for Runway 10/28 is 461.
- The overall on track compliance for C/D aircraft for the year was 99.3%