



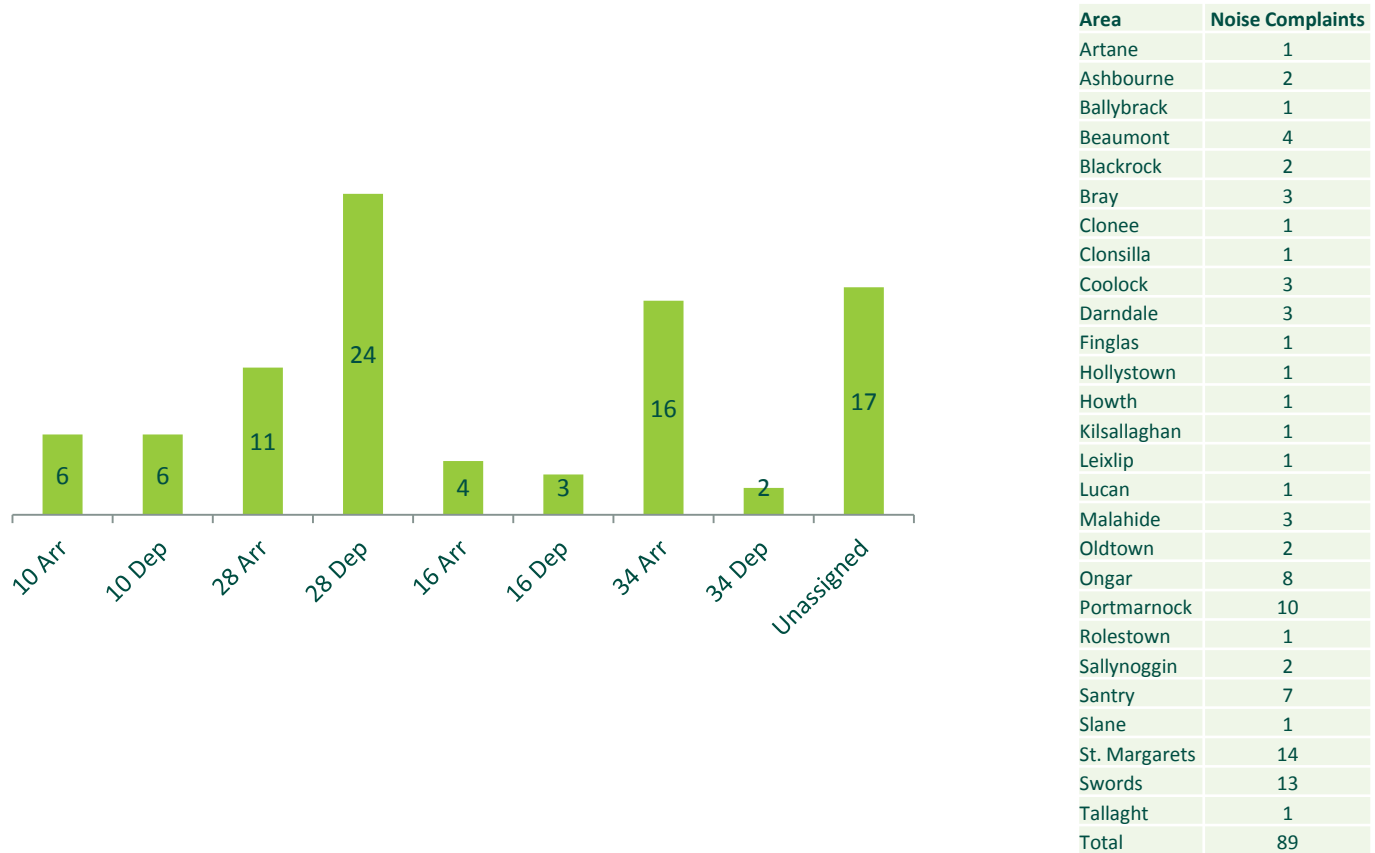
# Noise & Flight Track Monitoring Report

**Airside Operations**

July 2018

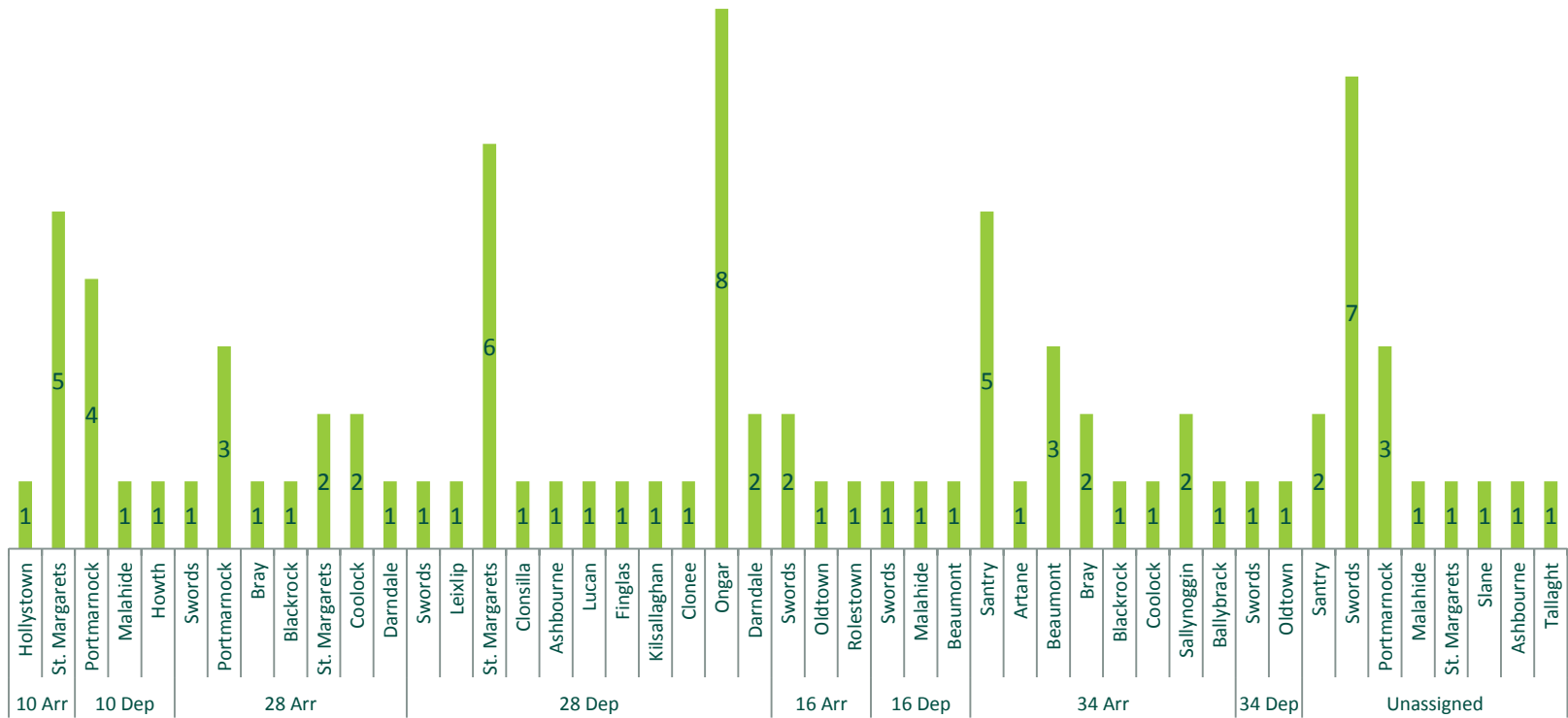


# Noise Complaint Analysis July 2018



| Area          | Noise Complaints |
|---------------|------------------|
| Artane        | 1                |
| Ashbourne     | 2                |
| Ballybrack    | 1                |
| Beaumont      | 4                |
| Blackrock     | 2                |
| Bray          | 3                |
| Clonee        | 1                |
| Clonsilla     | 1                |
| Coolock       | 3                |
| Darndale      | 3                |
| Finglas       | 1                |
| Hollystown    | 1                |
| Howth         | 1                |
| Kilsallaghan  | 1                |
| Leixlip       | 1                |
| Lucan         | 1                |
| Malahide      | 3                |
| Oldtown       | 2                |
| Ongar         | 8                |
| Portmarnock   | 10               |
| Rolestown     | 1                |
| Sallynoggin   | 2                |
| Santry        | 7                |
| Slane         | 1                |
| St. Margarets | 14               |
| Swords        | 13               |
| Tallaght      | 1                |
| Total         | 89               |

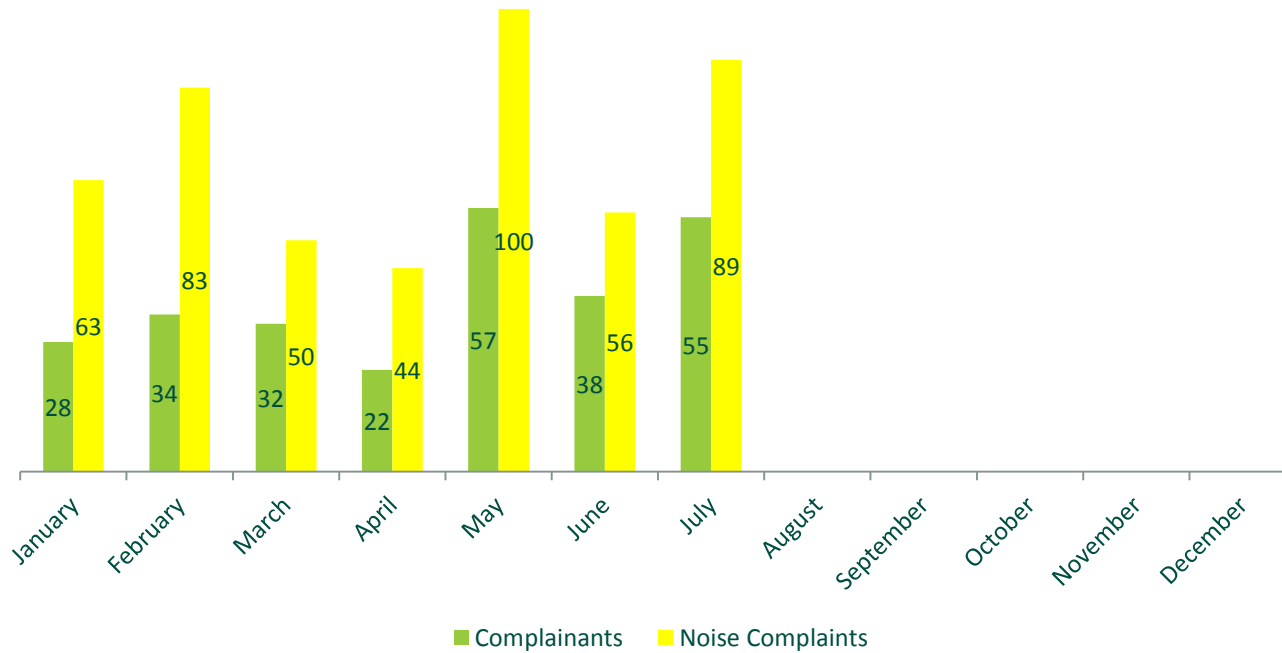
# Noise Complaint by Area & Runway July 2018



# Noise Complaint Analysis by Runway Year to Date

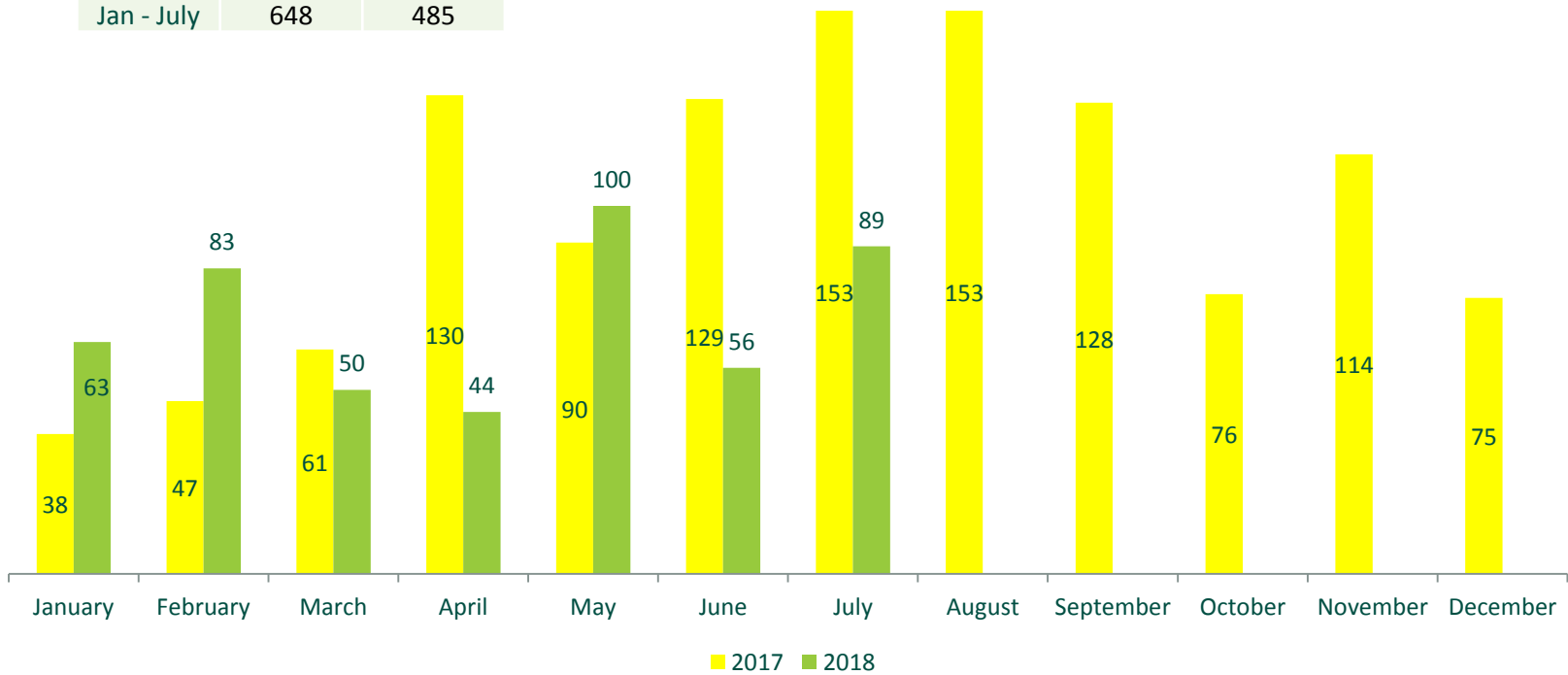
| Month      | 10 Arr    | 10 Dep    | 28 Arr    | 28 Dep    | 16 Arr    | 16 Dep    | 34 Arr     | 34 Dep    | Unassigned | YTD        |
|------------|-----------|-----------|-----------|-----------|-----------|-----------|------------|-----------|------------|------------|
| January    | 1         | 3         | 5         | 15        | 7         | 7         | 12         | 4         | 9          | 63         |
| February   | 0         | 6         | 3         | 15        | 11        | 14        | 20         | 3         | 11         | 83         |
| March      | 4         | 6         | 2         | 7         | 8         | 6         | 7          | 4         | 6          | 50         |
| April      | 5         | 15        | 6         | 8         | 2         | 5         | 0          | 0         | 3          | 44         |
| May        | 4         | 11        | 19        | 6         | 9         | 2         | 38         | 2         | 9          | 100        |
| June       | 3         | 7         | 5         | 7         | 7         | 2         | 11         | 0         | 14         | 56         |
| July       | 6         | 6         | 11        | 24        | 4         | 3         | 16         | 2         | 17         | 89         |
| <b>YTD</b> | <b>23</b> | <b>54</b> | <b>51</b> | <b>82</b> | <b>48</b> | <b>39</b> | <b>104</b> | <b>15</b> | <b>69</b>  | <b>485</b> |

# Noise Complaint Analysis Year to Date

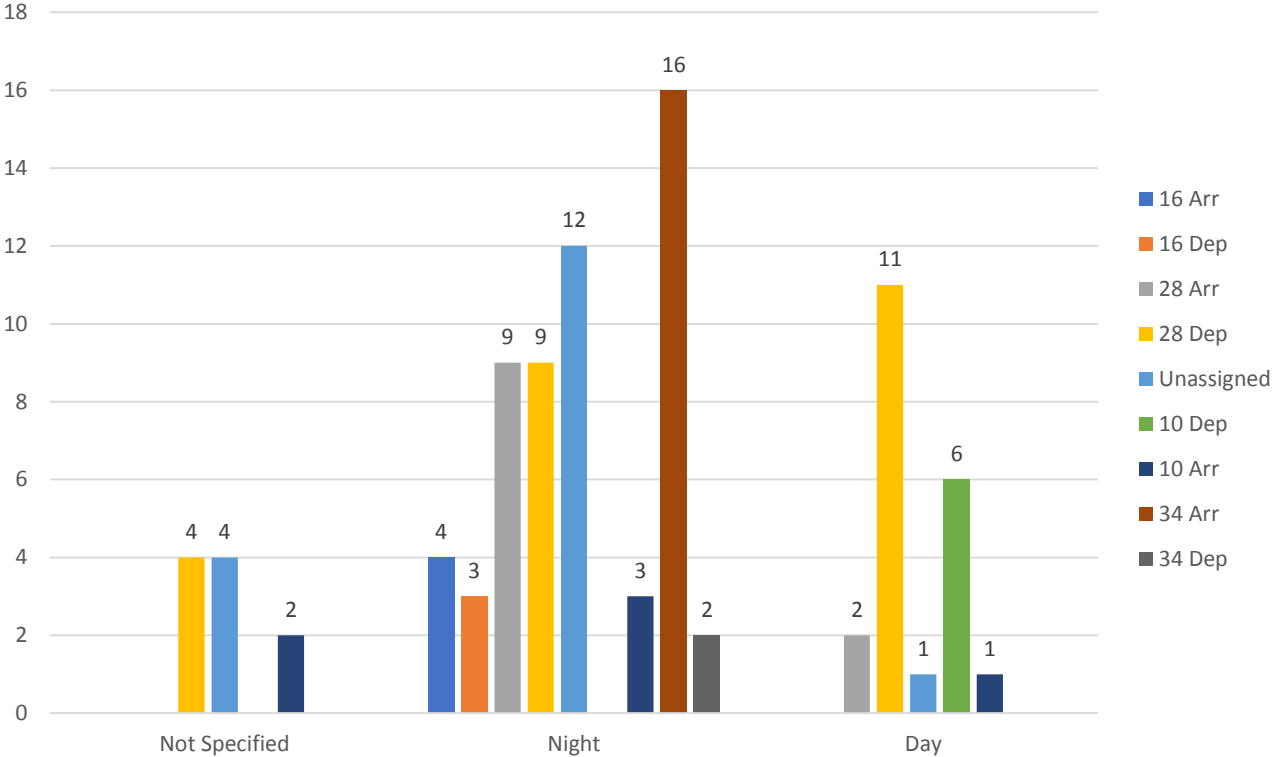


# Noise Complaint Analysis 2017 v 2018

|            | 2017 | 2018 |
|------------|------|------|
| Jan - July | 648  | 485  |



# Day / Night Noise Complaints By Runway July



## Summary

- In June there were 89 noise complaints received from 55 individual complainants.
- The top areas for complainants for the month were Swords and Portmarnock with 8 people each complaining followed by St. Margaret's with 7 people lodging complaints.
- Runway 10/28, generated 54 complaints while Runway 16/34 generated 26. The majority of the 16/34 complaints were generated at night due to Runway 10/28 not being available due to essential maintenance being carried out.